



SWO RESEARCH OFFICE BULLETIN

ISSUE 4 (June 2021)

U.S. CENSUS BUREAU'S - MY TRIBAL AREA

The U.S. Census Bureau provides datasets for Tribal Areas collected by the American Community Survey (5 year estimates), currently sharing 2015-2019 data. The datasets are: people, jobs, housing, economy, and education. The data is derived from all residents, not only tribal members.

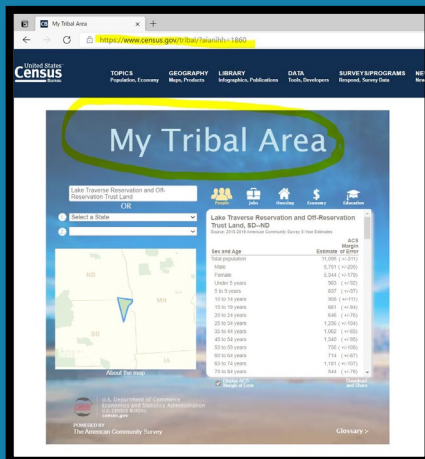


Figure 1 Webpage address <https://www.census.gov/tribal/?aianihh=1860>

Notice: Articles wanted for future newsletters, sharing how data/research assists your program in providing services to the Oyate.

RESEARCH COMMUNITY HIGHLIGHT

On Friday May 28th the Research Office conducted a short survey during the community Chillin'N Grillin event at Memorial Park. The survey was titled "Find Out What the SWO Research Office is All About". It consisted of 3 before and 3 after questions. Between surveys they were given brochures and details to view and discuss.



The survey will serve many purposes such as determining which public outreach efforts are efficient and understanding how the Oyate prefers information.

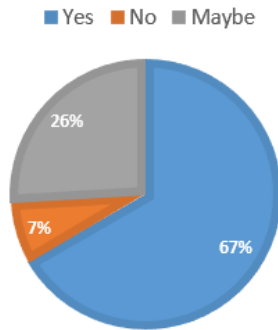


There were a total of 27 participants, mostly parents and teens, being it was a youth focused event. 5 did not complete the After Survey and though it skews the stats a bit the information gained is still priceless.

“Pidamayaye to all those who took time to take part in the survey!”

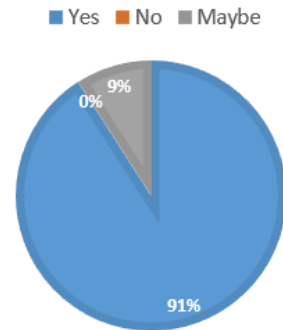
Check out the response graph comparisons.

BEFORE SURVEY #1 | I AM CONFIDENT WITH MY UNDERSTANDING OF RESEARCH

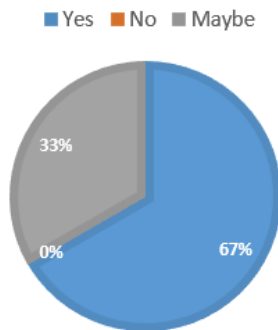


1st graph comparison – all who were not confident changed their responses to either Yes or Maybe, indicating that information shared greatly improved their understanding of research.

AFTER SURVEY #1 | I AM CONFIDENT WITH MY UNDERSTANDING OF RESEARCH

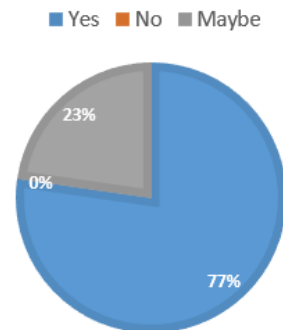


BEFORE SURVEY #2 | I TRUST RESEARCH HELD WITHIN THE LAKE TRAVERSE RESERVATION

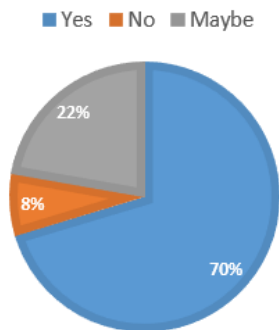


2nd graph comparison – There was an increase of 10% choosing Yes. It is notable to see that no one chose No on either survey. This shows that responders trust that information collectors mean well.

AFTER SURVEY #2 | I TRUST RESEARCH HELD WITHIN THE LAKE TRAVERSE RESERVATION

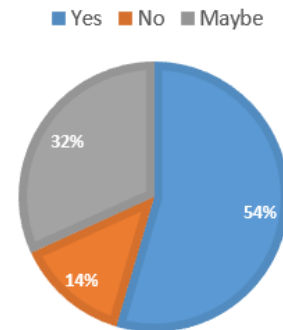


BEFORE SURVEY #3 | I WOULD LIKE TO LEARN MORE ABOUT RESEARCH TOPICS



3rd graph comparison – More No's and Maybe's here are good indicators that the information offered was sufficient enough for gaining a better understanding of what the SWO Research Office is all about.

AFTER SURVEY #3 | I WOULD LIKE TO LEARN MORE ABOUT RESEARCH TOPICS



If responder answered yes to item #3 of the After Survey, then they were prompted to share how. 6 people offered comments, 2 of which had answered Maybe; there were 32% of Yes and Maybe responses that provided a comment. The responses are important as they may be applied to other programs.

1. Check the website out
2. Spreading information all the time
3. I don't have time on my hands but I would like too when I can
4. Share - Facebook, Sota, Articles
5. I understand the process a bit better
6. (left email address)